



# Conservation Trees and Shrubs

Kansas Forest Service offers low-cost tree and shrub seedlings for conservation plantings. These plants are 1 to 2 years old and vary from 8 to 24 inches tall, depending on species. The minimum order is 25 seedlings. Bundles and other items must be ordered in whole units. Orders for partial or mixed units will not be accepted. These seedlings are for conservation use only and may not be used for landscape plantings or resale as live plants.

## Conservation Uses

- Windbreaks
- Woodlots
- Riparian plantings
- Wildlife habitat
- Christmas trees

## Spring Ordering Season

Spring orders begin December 1 and end on May 1. Order early to get the items you want! Spring order shipments begin in mid-March (weather permitting) and end May 1. The final day to pick up orders is May 1.

## Fall Ordering Season

Fall orders begin the September 1 and end on October 15. Only selected species of container-grown plants are available.

Fall orders are shipped upon receipt of the order. Please call 24 hours in advance for all pickup orders. The final day to pick up or ship is October 15.

## Delivery Information

**Ship orders:** Use a complete, physical address. A P.O. Box will not be accepted as a shipping address. The Kansas Forest Service will not be responsible for delivery to inaccurate or incomplete addresses.

**Pickup orders:** Check the “pickup” box online or on the order form if you wish to pick up your order at Kansas

Forest Service, 2610 Claflin Road, Manhattan. **Please call 1-888-740-8733 at least 24 hours in advance to make sure your order is ready.** Pickup hours are Thursday & Friday, 8:30 to 11:30 a.m. and 1:30 to 4:30 p.m.

## Container-Grown vs. Bare-Root Seedlings

Container-grown seedlings are grown in individual containers (2 inches wide and 7 inches deep) filled with a greenhouse soil mix. Each seedling is about 8 to 24 inches in height. Container-grown seedlings have an intact root system and come in the original container. The roots are actively growing when you receive them. Only selected species are offered as container-grown seedlings. The advantages of container-grown seedlings compared with bare-root seedlings are:

- Improved survival and first-year rate of growth under most conditions.
- Extended spring planting season.
- Greater flexibility in scheduling tree planting around soil conditions, weather conditions, and work schedule.
- Easier to plant properly.

Bare-root seedlings are grown 1 to 2 years in a field nursery, then lifted and shipped without soil on the roots.

## Place an Order

Call the Kansas Forest Service at 1-888-740-8733 or go online at [kansasforests.org](http://kansasforests.org).

## Claims and Returns

**All sales are final.** No guarantee of survival after shipment or delivery is made. The plants are guaranteed to be the species and quantities ordered, healthy, and capable of growing. Claims must be made within 7 days of receiving plants. No refunds less than \$5. **The Kansas Forest Service does not warranty the survival of the plants and is not responsible for economic loss by the customer.**

## Notice of nondiscrimination

K-State Research and Extension is an equal opportunity provider and employer. Issued in furtherance of Cooperative Extension Work, Acts of May 8 and June 30, 1914, as amended. Kansas State University, County Extension Councils, Extension Districts, and United States Department of Agriculture Cooperating, J. Ernest Minton, Director.

Connect with us!



[facebook.com/kansasforestservice/](https://facebook.com/kansasforestsservice/)



[@KSForestService](https://twitter.com/KSForestService)



[@kansasforestsservice](https://instagram.com/kansasforestsservice)

## BUNDLES

### Pheasant Bundle

Contains 25 each sandhill plum, fragrant sumac, golden currant, and chokecherry.



### Quail Bundle

Contains 25 each American plum, fragrant sumac, golden currant, and chokecherry.



## STRATIFIED SEED

### Black Walnut

Contains 100 black walnut stratified seeds.\*

### Pecan

Contains 100 pecan stratified seeds.\*

*\*Stratified seeds are treated to enhance germination. Most of the seed will germinate during the first growing season. A few may remain dormant until the following spring.*

## NON-PLANT ITEMS

### Marking Flags

100 plastic flags on a 30" wire stake for marking locations of seedlings.

### Rabbit Protective Tubes

25 mesh tubes that are 18" tall with 25 bamboo stakes.

### Root Protective Slurry

8 ounces of water-absorbing polymer to protect roots from drying. Treats approximately 300 seedlings.

### Tree Tubes - 4' and 5'

Five polyethylene tubes with five oak stakes used for protection from deer and other wildlife.

### Weed Barrier Fabric and Pins

25 pieces of 4' x 4' polypropylene fabric, guaranteed for five years with 125 pins. Used to conserve moisture and reduce weeds. Extra pins can be ordered.

### Weed Barrier Pins Only

125 pins, 11 gauge wire, 10" x 2".

## SHRUBS



### American Plum

Height: 6-12'

Soil: moist.

Adapted statewide.

Full sun to partial shade.

Rapid growth rate.

Edible fruit, often used for wildlife habitat, erosion control, and windbreaks.



### Buttonbush

Height: 3-6'

Soil: wet to moist.

Adapted statewide.

Full sun to partial shade.

Rapid growth in moist soils.

Used for wildlife and riparian plantings.

Tolerant of some drought once established.



### Chokecherry

Height: 6-10'

Soil: moist to well-drained.

Adapted statewide.

Full sun to partial shade.

Rapid growth rate. Edible fruit, often used for wildlife habitat, erosion control, and windbreaks.



*Photo: Dave Powell, USDA Forest Service Bugwood.org*



### Common Ninebark

Height: 4-8'; Spread: 4-8'

Soil: dry, sandy soils or heavy clays.

Used in windbreaks.

Useful to control erosion on streambanks.

*Photo: Dow Gardens, Bugwood.org*



### Elderberry

Height: 6-10'


Soil: moist to well-drained.

Adapted to eastern two thirds of Kansas.

Full sun to partial shade.

Rapid growth rate.

Edible fruit, often used for wildlife habitat and human consumption.



### False Indigo

Height: 6'; Spread: 6'

Soil: Adapted to most soil types. Tolerant of higher pH soil and periods of drought.

Slow growth rate at 6" or less a year. Used for riparian plantings and wildlife. Excellent pollinator plant.

*Photo: Leslie J. Mehrhoff, University of Connecticut, Bugwood.org*



# SHRUBS



## Fragrant Sumac

Height: 3-8'  
Soil: well-drained to dry.  
Adapted statewide.  
Full sun to full shade.  
Moderate growth rate.  
Excellent for wildlife habitat and is drought tolerant.



## Golden Currant

Height: 3-5'  
Soil: well-drained to dry soils.  
Adapted statewide.  
Full sun to partial shade.  
Moderate growth rate.  
Excellent for wildlife habitat and drought tolerant.



## Lilac\*\*

Height: 8-12'  
Soil: well-drained.  
Adapted statewide.  
Full sun to partial shade.  
Moderate growth rate.  
Used in windbreaks and for wildlife habitat.  
Very drought tolerant.



## Peking Cotoneaster\*\*

Height: 5-7'  
Soil: Well drained, loose, moist fertile soils.  
Adapted statewide.  
Slow initial growth rate.  
Provides ground-level wind protection in windbreaks as an exterior row.



## Sand Hill Plum

Height: 3-8'  
Soil: Well-drained to moderately dry.  
Adapted statewide.  
Full sun to partial shade  
Rapid growth rate. Edible fruit.  
Excellent wildlife habitat.



## Serviceberry

Height: 4-6'  
Soil: moist to well-drained.  
Adapted to eastern third of Kansas.  
Full sun to partial shade.  
Moderate growth rate.  
Excellent wildlife habitat.  
Edible fruit.



## Spicebush

Height: 6-12'  
Soil: Moist, tolerant of varying pH levels.  
Adapted to the eastern third of the state. Slow growing shrub that prefers partially shaded areas with adequate moisture.  
Not drought tolerant. Excellent for wildlife habitat.



*Photo: Vern Wilkins, Indiana University, Bugwood.org*



Indicates plant species of particular importance for supporting butterflies, moths, bees or other insect pollinators as nectar sources or larval host plants.



Produces edible fruits or nuts.

\*\*

Non-native to the United States. Should not be used in wetland or stream mitigation practices.

**To check availability and  
place your order online, go to  
[kansasforests.org](http://kansasforests.org)**

# DECIDUOUS TREES



## Baldcypress

Height: 60-100'  
Soil: wet to moderately dry.  
Adapted to eastern half of Kansas.  
Full sun to partial shade.  
Moderate growth rate.  
Used for streambank and wildlife habitat.



## Black Cherry

Height: 50-60'  
Soil: moist, well-drained.  
Adapted to eastern third of Kansas.  
Full sun.  
Fast growing – 2 to 4 feet a year when established. Used for wildlife and timber.

*Photo: Richard Webb, Bugwood.org*



## Black Oak

Height: 50-60'  
Soil: Deep fertile, well-drained soils but will grow on many types of soils.  
Adapted to eastern third of Kansas.  
Full sun. Slow growing on less-desirable soils. Extensive tap root makes it tolerant to drought.  
Used for wildlife and windbreaks.



## Black Walnut

Height: 50-90'  
Soil: deep, moist, well-drained.  
Adapted statewide.  
Full sun. Moderate growth rate.  
Used for timber, firewood production, and wildlife habitat.



## Bur Oak

Height: 50-80'  
Soil: moist to dry.  
Adapted statewide.  
Full sun.  
Slow to moderate growth rate.  
Used for windbreaks, timber production, and wildlife habitats.



## Cherrybark Oak

Height: 50-60'  
Soil: Deep, fertile well-drained soils. Tolerant of clay soil.  
Adapted to southeastern Kansas.  
Relatively quick growing.  
Has value in windbreaks, timber, wildlife and as firewood.



## Chinkapin Oak

Height: 30-60'  
Soil: well-drained to moderately dry.  
Adapted statewide.  
Full sun.  
Slow to moderate growth rate. Excellent wildlife habitat. Produces a low-spreading crown and low branching pattern.



## Cottonwood

Height: 70-100'  
Soil: wet to well-drained.  
Adapted statewide.  
Full sun to partial shade.  
Rapid growth rate. Used for windbreaks, streambank stabilization, timber, and firewood. Excellent wildlife habitat.



## Hackberry

Height: 45-70'  
Soil: moist to well-drained.  
Adapted statewide.  
Full sun.  
Moderate growth rate.  
Used in windbreaks, wildlife habitat, and timber production.



# DECIDUOUS TREES



## Lacebark Elm\*\*

Height: 30-35'  
Soil: moderate to dry.  
Adapted statewide. Full sun. Rapid growth rate. Used in windbreaks. Drought-tolerant and resistant to elm leaf beetle and Dutch elm disease.



## Northern Red Oak

Height: 50-70'  
Soil: moist, well-drained.  
Adapted to eastern half of Kansas. Full sun.  
Moderate growth rate. Used for timber, wildlife, firewood, and windbreaks.

*Photo: Richard Webb, Bugwood.org*



## Osage Orange

Height: 20-40'  
Soil: Moist soil preferred, but can do well on droughty, alkaline soils.  
Adapted statewide. Timber is used for fence posts and firewood.  
Also used in windbreaks.

*Photo: John D. Byrd, Mississippi State University, Bugwood.org*



## Pawpaw

Height: 15-30'  
Soil: moist, well-drained.  
Adapted to eastern third of Kansas. Prefers partial shade.  
Slow growth rate.  
Used for wildlife.  
Edible fruit.

*Photo: Joseph LaForest, University of Georgia, Bugwood.org*



## Pecan

Height: 80-100'  
Soil: moist, well-drained.  
Adapted to eastern half of Kansas. Full sun.  
Rapid growth rate.  
Produces nuts, timber, and wildlife habitat.



## Persimmon

Height: 20-30'  
Soil: moist to dry.  
Adapted to eastern half of Kansas. Full sun to partial shade.  
Slow growth rate.  
Used for wildlife habitat.  
Edible fruit.



## Pin Oak

Height: 70-90'  
Soil: moist, well drained.  
Adapted to eastern half of Kansas. Moderate growth rate. Used in windbreaks and acorns provide food for wildlife and timber. Native to Kansas.

*Photo: David Stephens, Bugwood.org*



## Red Mulberry

Height: 30-50'  
Soil: moist to well-drained.  
Adapted statewide. Full sun to partial sun.  
Moderate growth rate.  
Used for windbreaks, wildlife habitat, and firewood. Edible fruit.

*Photo: Vern Wilkins, Indiana University, Bugwood.org*



## Shellbark Hickory

Height: 65-100'  
Soil: Deep, fertile bottomland soils. Tolerates wet soils and clay.  
Adapted to eastern third of Kansas. Valued as a timber species with highly prized nuts. Nuts also provide wildlife food source.



# DECIDUOUS TREES



## Shumard Oak

Height: 60-80'  
Soil: moist, well-drained. Tolerates clay soils.  
Adapted statewide. Full sun.  
Moderate growth rate.  
Used for wildlife habitat and streambank stabilization.

*Photo: T. Davis Sydnor, The Ohio State University, Bugwood.org*



## Redbud

Height: 10-20'  
Soil: moist, well-drained.  
Adapted to eastern two thirds of Kansas.  
Full sun to partial shade.  
Moderate growth rate.  
Used in windbreaks. Profusion of bright pink flowers.



## Silver Maple

Height: 70-80'  
Soil: moist.  
Adapted to eastern half of Kansas.  
Full sun to partial shade.  
Rapid growth rate.  
Used for firewood and streambank stabilization.



## Swamp White Oak

Height: 40-60'  
Soil: moist.  
Adapted to eastern half of Kansas.  
Full sun to partial shade.  
Rapid growth rate.  
Used for wildlife, timber, and streambank stabilization.



## Sycamore

Height: 40-100'  
Soil: moist.  
Adapted to the eastern half of Kansas.  
Full sun.  
Used for riparian plantings due to the high flood tolerance and extensive root system

## How to Hold Seedlings

### Bareroot Plants

Short term (1 – 2 weeks).

- Keep in box in cool, shaded area.

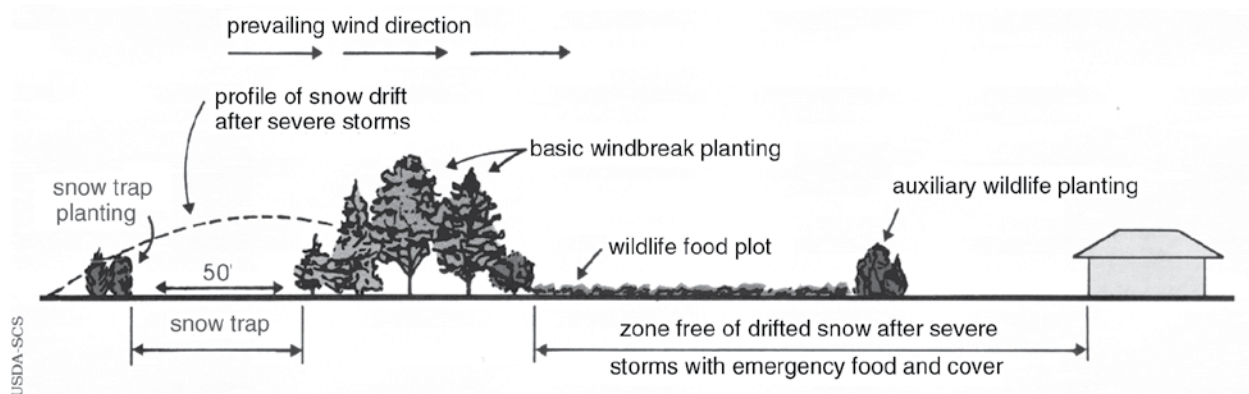
Long term (More than 2 weeks).

- Place in cooler (33° F – 38° F) or “heel in” seedlings out doors.

### Containerized Plants

- Open immediately.
- Place containers upright in bucket.
- Store in partially-shaded area out of the wind, and direct sun.
- Keep plugs moist until planting.

## Installing a snow trap row and using the extra space for a wildlife food plot.



# EVERGREEN TREES



## Black Hills Spruce

Height: 20-40'  
 Soil: Broad range of soils. Adaptable to the northern half of Kansas.  
 Used for evergreen component in windbreaks and Christmas trees.



## Eastern Redcedar

Height: 30-50'  
 Soil: well-drained to dry.  
 Adapted statewide.  
 Full to partial sun.  
 Moderate growth rate.  
 Used for windbreaks and wildlife habitat.  
 Very drought tolerant.

*Photo: Karan A. Rawlins, University of Georgia, Bugwood.org*



## Eastern White Pine

Height: 50-60'  
 Soil: moist, well-drained.  
 Adapted to eastern third of Kansas.  
 Full sun to partial shade.  
 Moderate growth rate.  
 Used for windbreaks and Christmas trees.



## Oriental Arborvitae\*\*

Height: 30-50'  
 Soil: well-drained to moderately dry.  
 Adapted statewide.  
 Full sun to partial shade.  
 Moderate growth rate.  
 Aromatic tree used in windbreaks.



## Ponderosa Pine

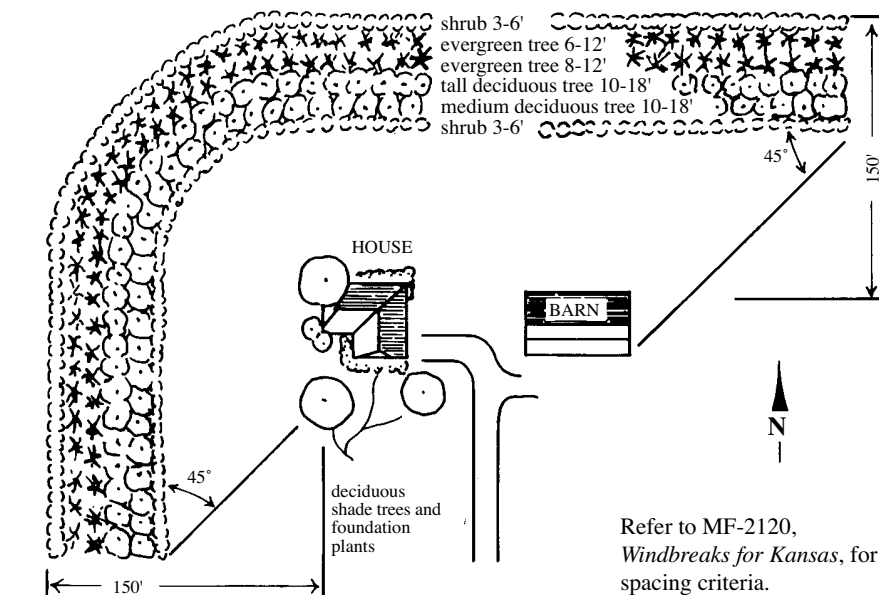
Height: 40-50'  
 Soil: dry, well-drained.  
 Adapted to western two thirds of Kansas.  
 Full Sun.  
 Moderate growth rate. Very drought-tolerant pine.  
 Used for windbreaks and wildlife habitat.



## Rocky Mountain Juniper

Height: 20-30'  
 Soil: dry, well-drained.  
 Adapted to western quarter of Kansas.  
 Full sun. Slow to moderate growth rate.  
 Used for windbreaks.  
 Subject to disease in eastern Kansas.

*Photo: Herman, D.E. et al. 1996 North Dakota tree hand book, USDA-NRCS PLANTS Database*



## Southwestern White Pine

Height: 35-50'  
 Soil: dry, well-drained.  
 Adapted statewide.  
 Full sun.  
 Moderate growth rate.  
 Used for Christmas trees and windbreaks.

**Kansas Forest Service**

2610 Claflin Road

Manhattan, KS 66502-2798

# CONSERVATION TREES & SHRUBS

*Order online at [kansasforests.org](http://kansasforests.org)*

**K·STATE**  
Research and Extension

