



Quail Bundle

The Quail Bundle was originally created in cooperation with Quail Forever and Pheasants Forever to provide excellent food and habitat for upland bird species in **eastern** Kansas.

The bundle consists of four shrub species and contains 100 plants.

- **25 American Plum** – thicket forming, 6 to 12 feet tall. Native to Kansas.
- **25 Fragrant Sumac** – non-thicket forming, 3 to 6 feet tall. Native to Kansas.
- **25 Golden Currant** – forms loose thickets, 3 to 5 feet tall. Native to Kansas.
- **25 Chokecherry** – thicket forming, 6 to 10 feet tall. Native to Kansas.

When planted as recommended (see page 2), the planting will occupy approximately a 40- by 40-foot area.

Quail coveys congregate in areas called headquarters that have

the food and shelter they need to survive.

Coveys will have many headquarters in an area and spend time at each of them depending on the time of year, weather, and other conditions. To get from one headquarters to another, quail use travel corridors. These are thick patches of shrubs or grasses to hide in as they move between headquarters.


This bundle was created to give the planter the opportunity to create these headquarters. After two or more headquarters have been created, the planter can connect the areas with thick growing shrubs. Two rows of shrubs provide enough cover for traveling birds.

Planting these thickets creates areas to escape predators, survive harsh weather, find food, and travel safely. Grassy areas mixed with a variety of forbs and legumes are vital for upland birds. These areas harbor insects that are an important source of protein for mature birds and their young. Native bunch grasses mixed with native forbs

planted in strips or blocks adjacent to newly established areas offer excellent opportunities for birds to thrive.

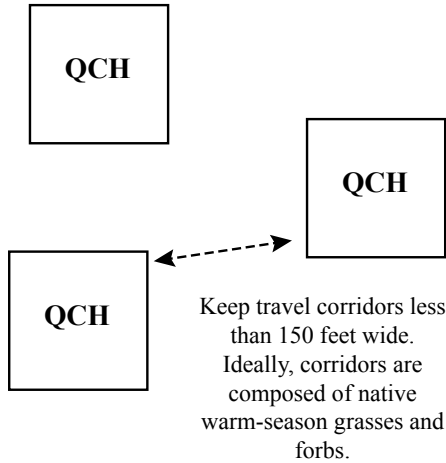
Use the planting design on page 2 as one example of how block plantings are used with traveling corridors to give upland birds the habitat they need to survive. Your planting does not need to be exactly the same.

Your property may already have areas for travel corridors but lack some headquarters. Perhaps it is covered in heavy thickets and needs to be manicured into block plantings for grassy areas and travel corridors. The key to upland bird success is providing these important areas. Your dedication to creating and maintaining these areas will give upland birds a chance to survive and increase in number.




Clip art courtesy FCIT

Quail habitat establishment at the field scale. Recommended that at least 0.1 to 1 acre of QCH for every 40 acres (3 QCH = approximately 0.1 acre.)



Quail Covey Headquarters (QCH)



- = American Plum
- = Chokecherry
- = Golden Currant
- = Fragrant Sumac

QCH planting diagram example (above) occupying a 40-foot by 40-foot area. Plants are spaced 4 feet apart within and between rows (occupies approximately 1,600 square feet.)

This bundle was created by the Kansas Forest Service in collaboration with the Kansas Department of Wildlife, Parks and Tourism and Quail Forever. For more information on upland bird habitats, please contact:

Kansas Forest Service
 2610 Claflin Road
 Manhattan, KS 66502
 Phone: (888) 740-8733 (Toll Free)
www.kansasforests.org

Quail Forever
www.quailforever.org

Kansas Department of Wildlife, Parks and Tourism
ksoutdoors.com/private-lands

www.kansasforests.org